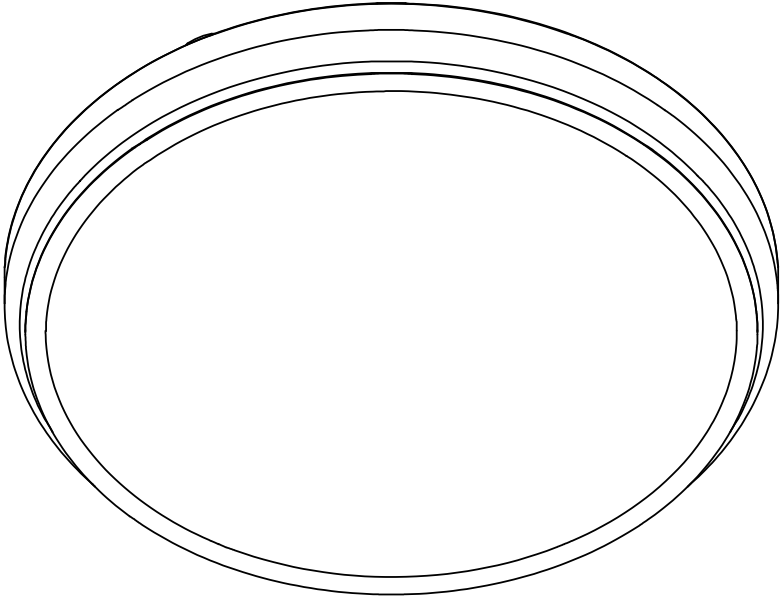


# MYSKJA



Design and Quality  
IKEA of Sweden



## ENGLISH

### IMPORTANT!

Always shut off power to the circuit before starting installation work. In some countries electrical installation work may only be carried out by a authorised electrical contractor. Contact your local electricity authority for advice.

Different materials require different types of fittings. Always choose screws and plugs that are specially suited to the material.

## ENGLISH

The light source contained in this luminaire shall only be replaced by the manufacturer or his service agent or a similar qualified person.

---

## 中文

### 重要事項

安裝工作开始前，请务必切断电路电源。在一些国家，安装工作必须由授权的电力承包商进行。联系当地电力部门，征询建议。不同的材料需要使用不同类型的安装件。请使用选择适合材料的螺丝和螺栓。

## 中文

该照明装置光源，只应由厂商或其服务代理公司或此类专业人员给予更换。

---

## 繁中

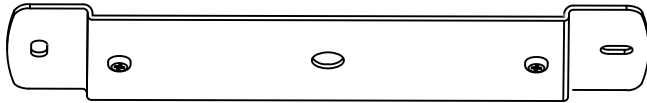


### 重要訊息！

安裝前請務必關掉電源。有些國家的電力安裝工作需由有執照的專業電工執行。如有任何疑問，請聯絡專業人員。

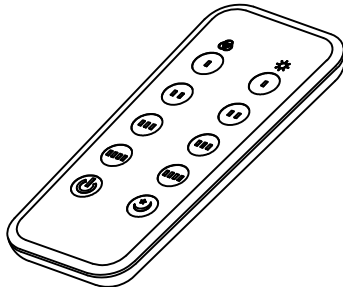
不同材質需使用不同種類的固定配件，請選用適合材質的螺絲和配件。

## 繁中

須由專業人員更換燈泡。

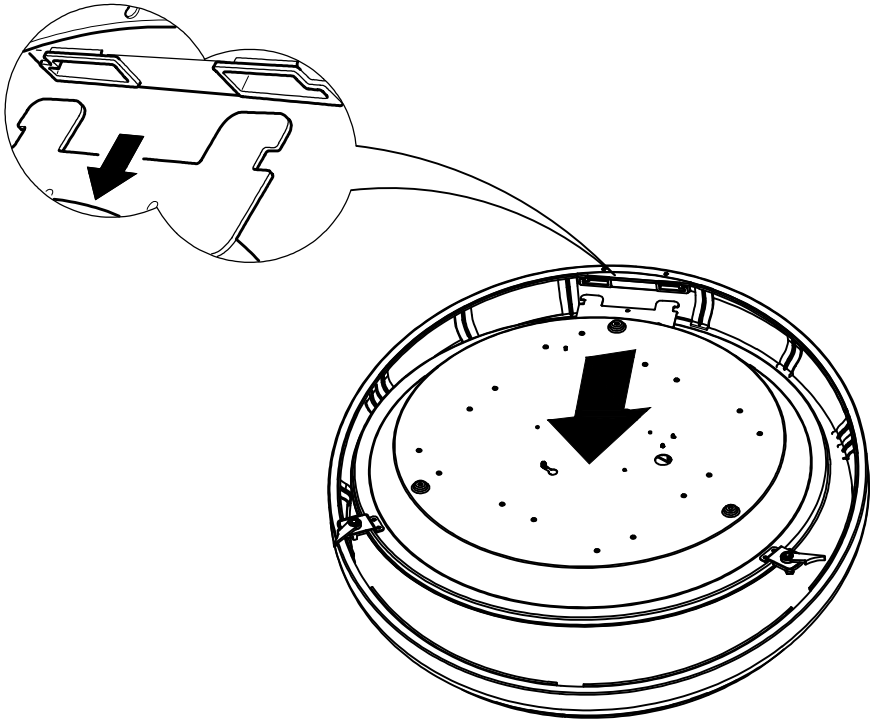
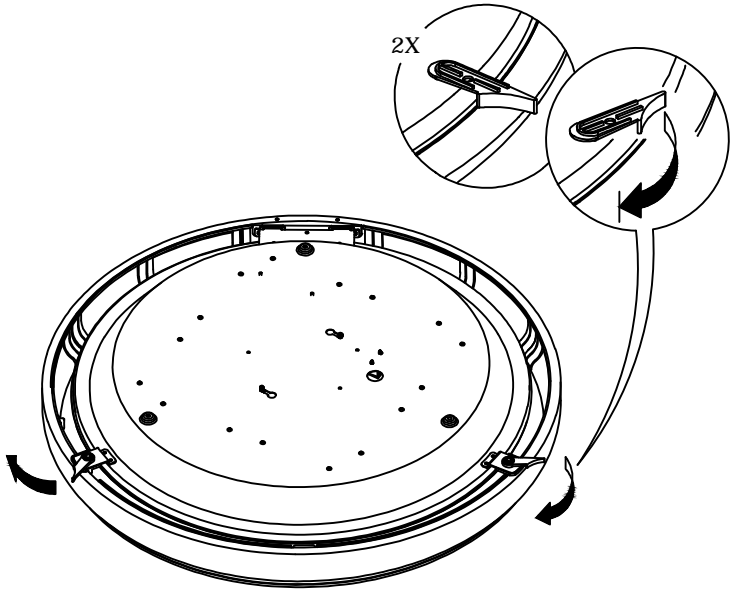


1x

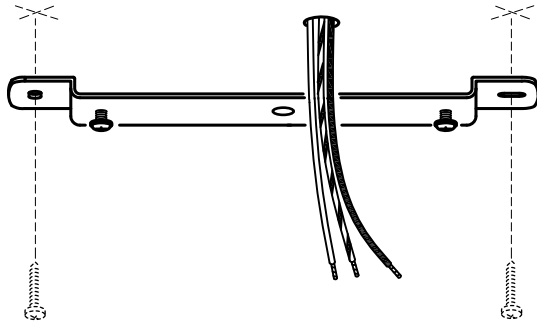


1x

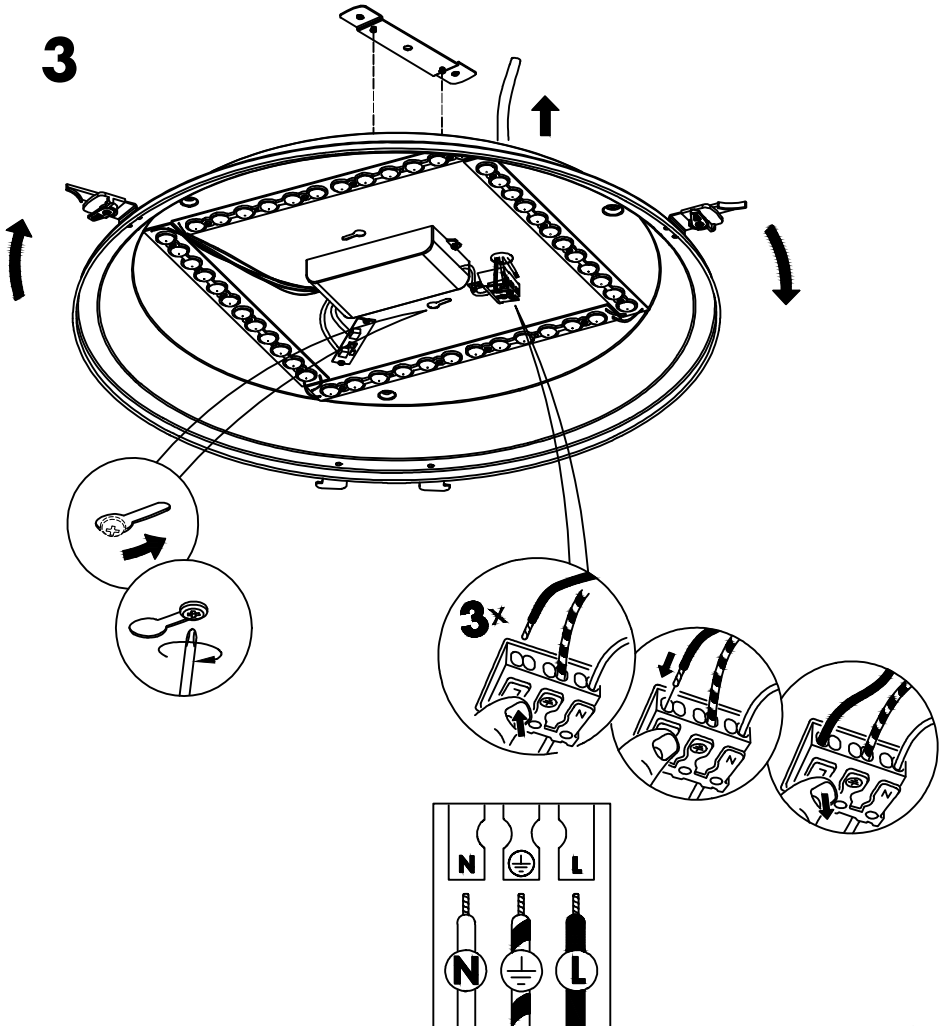
1



**2**



**3**



4

